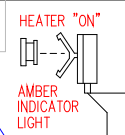
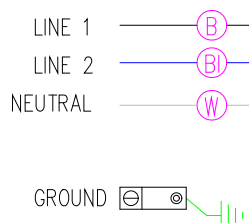
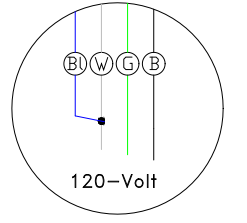


Note: See Illustration for 120V Input



System Line 2 & Neutral must be connected for 120V input.



Manufacture Notes:

- #1 - Universal System, connecting the White/Component receptacle wire to the corresponding position on the Universal Terminal Block determines component voltage.
- #2 - Low Current (heater off w/high-speed pump or blower) or High Current (no heater restriction)

Drawn BH	Rev 3	Wire Color Code B - Black G - Green Br - Brown Bl - Blue R - Red V - Violet O - Orange W - White Y - Yellow Gr - Gray
Date 06.06.06		
Diagram No. 8106		